HSF

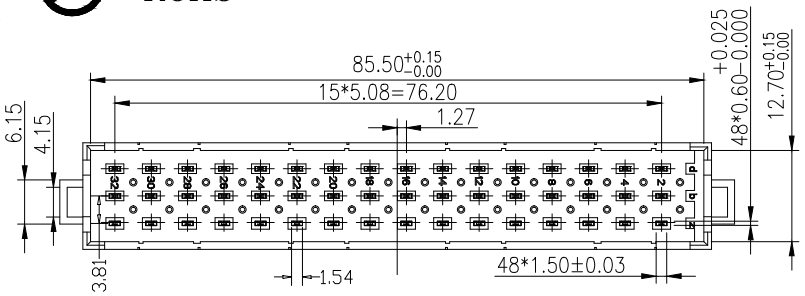


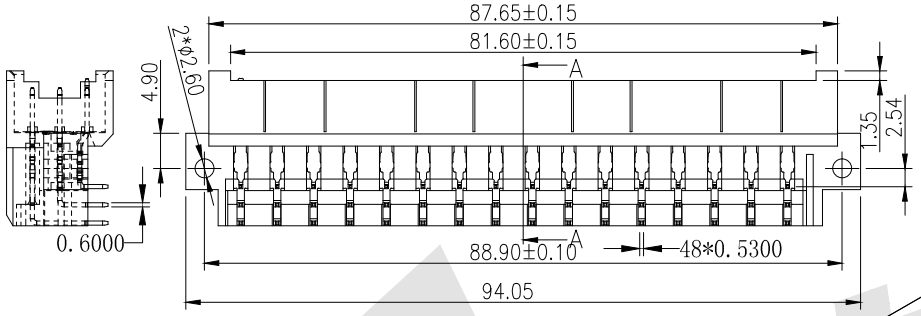


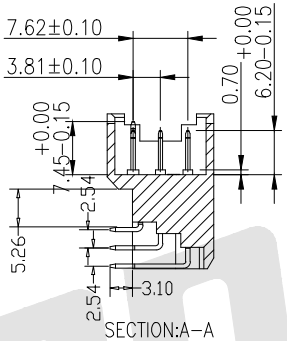


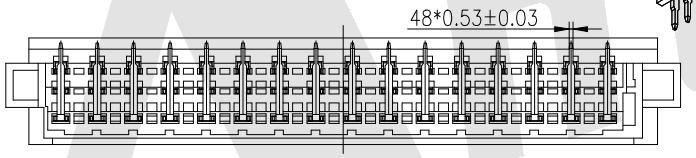


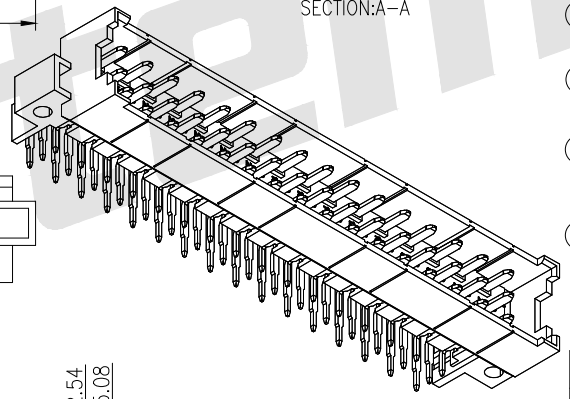


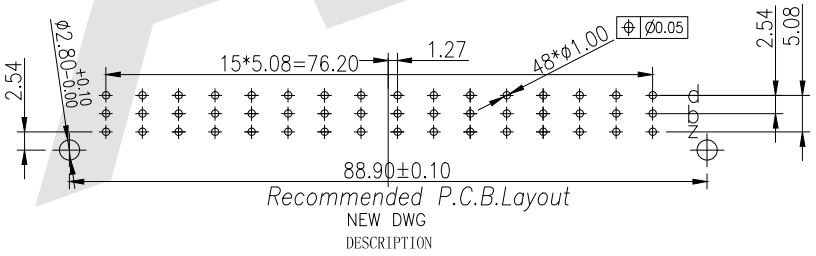


Recommended P.C.B.Layout

NEW DWG DESCRIPTION

SPECIFICATION

Current Rating:5.6Amp
Insulation Resistance:1000MΩ min.at DC 500V
Contact Resistance:20mΩ max
Withstand Voltage: AC 1000V For 1 Minute
Operating Temperature:-55° C to +105° C
Contact Material:Phosphor Brass
Contact Plating:Au or Sn Over Ni
Insulator Material:PBT+30%GF UL 94V-0
Insertion Force:75N max.
Withdrawal Force:0.15N min.per individual contact

Ordering Code:

DMR - X - X - X - X - D07
① ② ③ ④ ⑤ ⑥

① Series No:

② No.of Contacts
48P 32P

③ Termination
B:Right angle tail length H=3.0mm

④ Rows Loaded With Contacts
G:Row d+b+z
I:Row d+z

| Code | Number Of Contacts | Contact Arrangement | Rows With Contacts | Pitch |
|---|---|---|---|---|
| G | 48 | d b z | d b z | 5.08 |
| I | 32 | d b z | d z | |

⑤ Contact Plating
G0: Gold flash
S0: Gold flash/Ni
G1: 3u" Gold
S1: 3u" Gold/Ni
G2: 5u" Gold
S2: 5u" Gold/Ni
G3: 10u" Gold
S3: 10u" Gold/Ni
G4: 15u" Gold
S4: 15u" Gold/Ni
G5: 30u" Gold
S5: 30u" Gold/Ni
SN: Tin

⑥ Series number
D07

| REV | DESCRIPTION | DATE |
|---|---|---|
| | | |
| | | |
| | | |

Unless Otherwise specified tolerance
X. ±0.35 X.XX: ±0.20
X.X: ±0.25 X.XXX: ±0.15

| SCALE: As Shown | UNIT: mm |
|---|---|
| DRAW Wu Feng Rong | DATE 23/11/2019 |
| CHECK BobYang | DATE 23/11/2019 |

3rd ANGLE PROJECTION


ANTENK ELECTRONICS CO,.LTD
Http://www.antenk.com
E-mail:sales@antenk.com


TITLE:
DIN41612 Right Plug F Type High Power Connectors 48 Positions (One contact longer7.45mm Harting type)

DRAWING NO: DMR-XX-XXX-D07

PRODUCT NO: DMR-XX-XXX-D07

Antenk